



**DAV PUBLIC SCHOOL**  
**Darya Ganj, Delhi-02**

# **Summer** **Holiday** **Homework**

**CLASS PRE-PRIMARY**





***Greetings!***

**Summer Vacation is the best time to explore and create memories and acquire new skills. To create a wellrounded holiday experience and engage our young ones in some creative work, we have put together some interesting activities which the children will enjoy doing. We want our children to have a joyful and experiential learning.**

**HAPPY HOLIDAYS!**





# English

## Reading & Story Time

Develop a habit of reading in your ward. Provide your ward with appropriate story books and also make your child sit and read a short **'a' vowel story** (refer to the given story pdf: *'Sam and his cat'*).

## Creative Time

- Make a colourful **'a' vowel 'Fish Card Game'**. Click [HERE](#) for the video
- Show any object to your child (like – bottle, pillow, spoon, chair etc.) and ask them to recognise and speak its initial (beginning) sound and last (ending) sound. You can take help from [this](#) video.

## Rhyme Time

Revise the following rhymes (sheets attached below)–

- I am Special . . .
- My Family
- Body Parts



## Writing Time

- Fill the missing letters (worksheet attached).
- Write the vowel words (worksheet attached).
- Bring the worksheets in a folder.

# हिन्दी

क से न तक के व्यंजनों की पहचान करना सीखें व नीचे दिए ऐप को डाउनलोड कर लें। इसमें बहुत गतिविधियां दी गयी जिनसे बच्चे आसानी से सीख सकेंगे।

**Link:** <https://play.google.com/store/apps/details?id=com.hegodev.hindvarnmala>

## कविताये याद करें:

- व्यंजन गीत ( h e r e )
- छोटे बच्चे (given below)
- नीचे दिए गई कार्याभ्यास (worksheet) कीजिये ।
- व्यंजन क से ह तक याद करें ।





# Maths

## Cognitive Skills

Cognitive means ability to think, explore and understand. It is about the development of knowledge and problem solving abilities to understand the world around them and figure out things themselves. So we have planned well designed fun activities for kids so that they can learn and explore more.

## Worksheet Time

- Join the dots and complete the picture/count and colour the correct number of objects (Worksheet attached).
- Count the candles on each cake and match with the correct number (Worksheet attached).



## • Shape Activity

Make any **image or scenery** from four basic shapes i.e. square, rectangle, triangle and circle on A4 size sheet. Refer the given examples.



To practice in a rough notebooks-

- Learn Counting 1 to 50
- Practice "Missing Numbers"
- Count & Write



# E.V.S.

Environmental studies encourage our children to learn about their surroundings and understand the importance of our environment. It teaches us environment and climate sustainability. With these activities our aim is to make our children aware about their surroundings and boost their interest in caring for and improving the environment.

## Activity

### *Learn to Reuse and Recycle by making a Paper Bag*

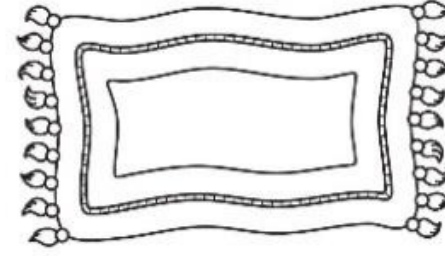
Recycle the used paper to make a beautiful **paper bag** and decorate it using eco-friendly material. (Dried leaves, paper, straws, pistachio shells etc). Refer the below pictures for help.





# ENGLISH

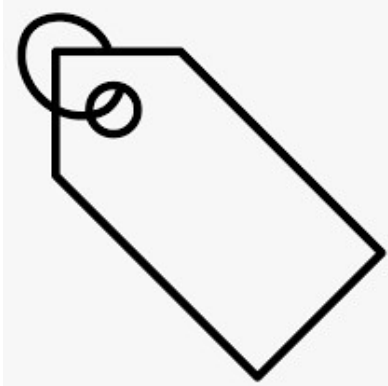
- See the picture and write its name:








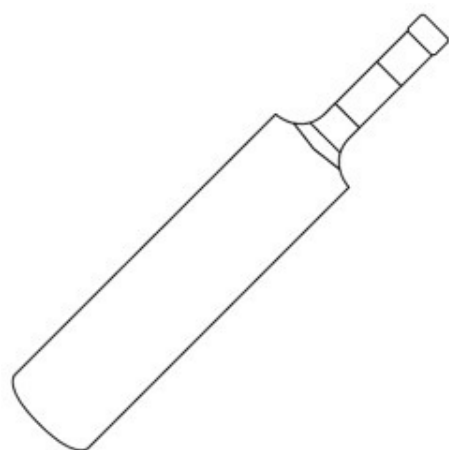









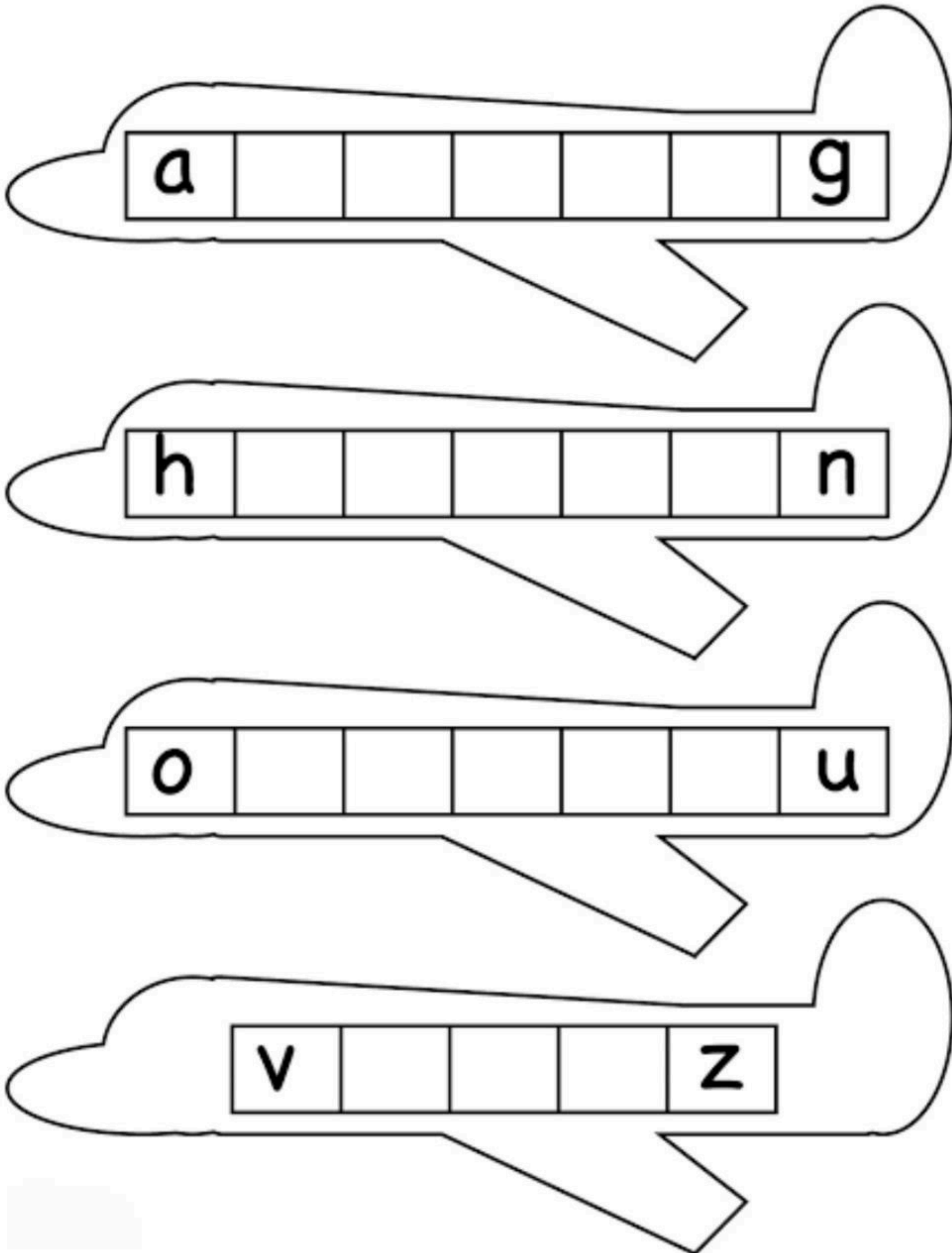






## ENGLISH

- Fill the missing letters




हिन्दी

क ख घ ष च छ ज ङ ङ  
ण न त्थ द्ध ण ण ण




# हिन्दी


चित्रों और वर्णों (स्वर) को मिलाओ और चित्र के नीचे सही वर्ण लिखो :-



\_\_\_\_\_



\_\_\_\_\_



\_\_\_\_\_



\_\_\_\_\_



\_\_\_\_\_

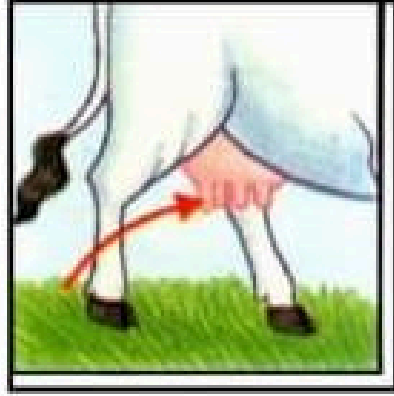
ग	च	छ	ख	क
---	---	---	---	---



\_\_\_\_\_



\_\_\_\_\_



\_\_\_\_\_



\_\_\_\_\_

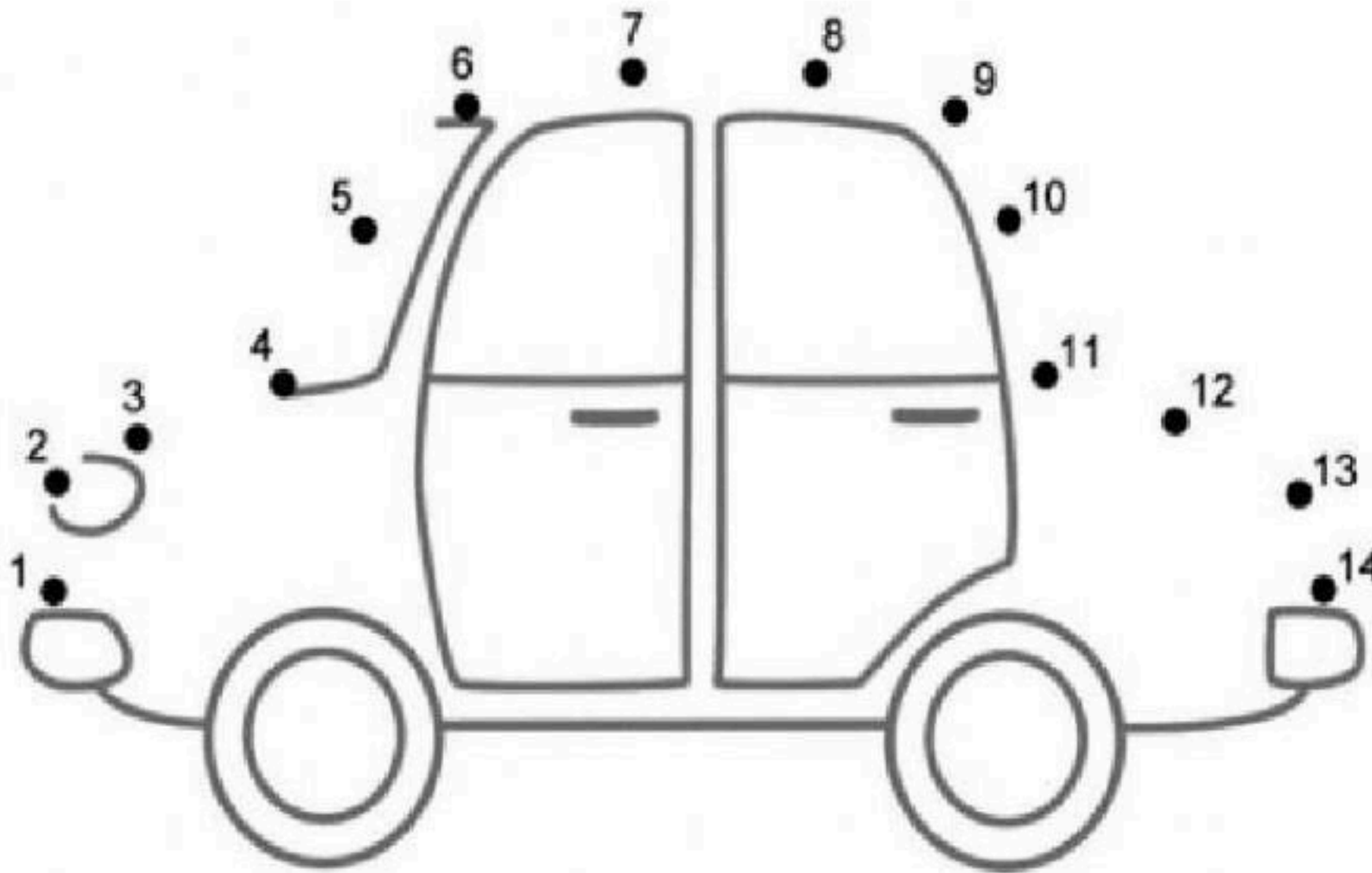


\_\_\_\_\_

थ	घ	झ	न	ज
---	---	---	---	---

# MATHS

JOIN THE DOTS AND COLOUR THE PICTURE.




COUNT AND COLOUR THE CORRECT NUMBER OF OBJECTS.

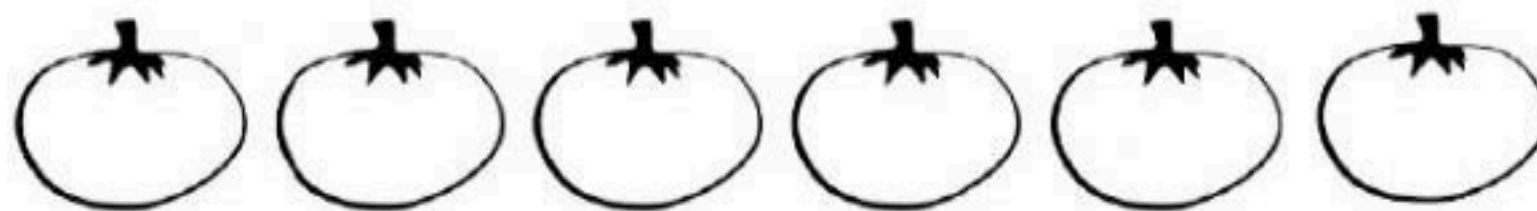
5



4



6



9



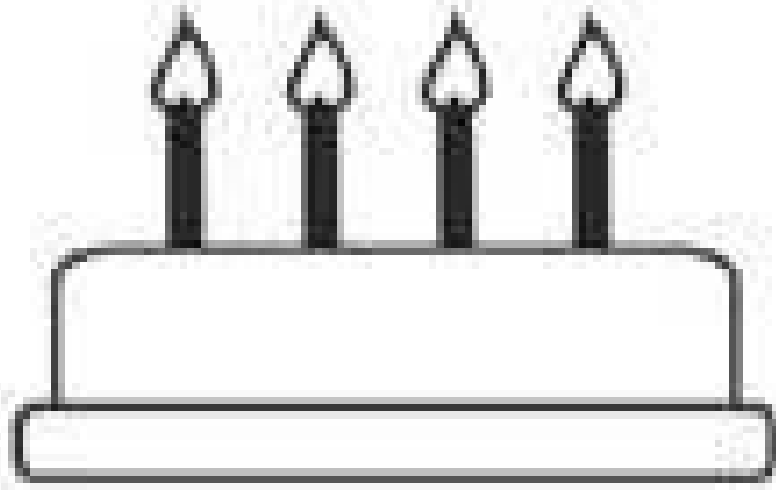
2



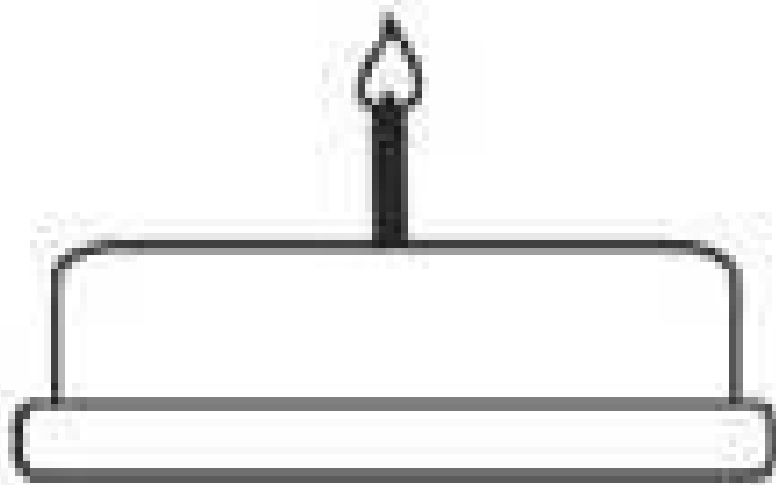
# MATHS

Fun 'N' Learn

Count the candles on each cake.  
Match with the correct number.



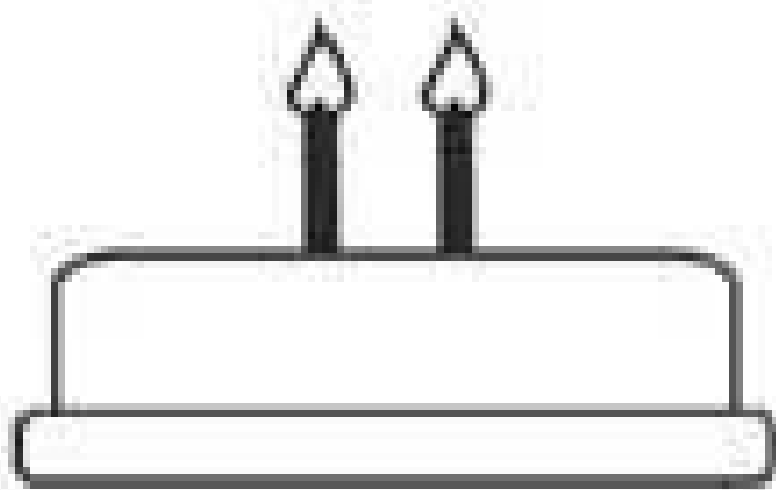
2



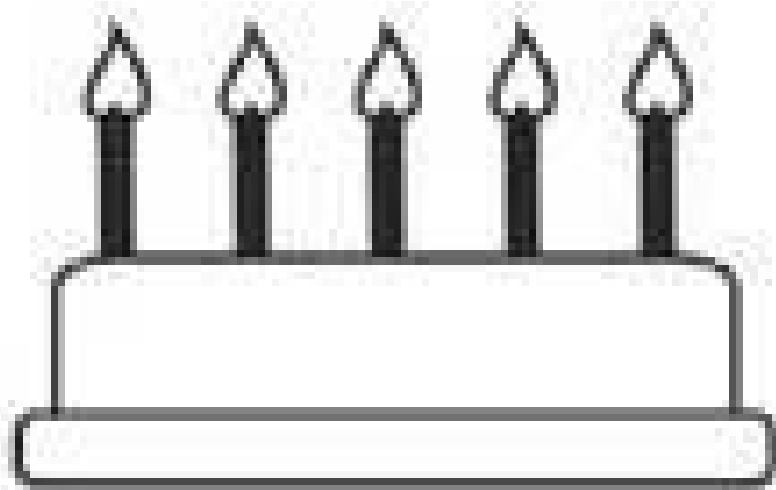
4



5



1



3









# ENVIRONMENTAL STUDIES

## HYGIENE CHEKLIST

Dear parents,  
 Motivate your ward follow these hygiene habits daily. Draw a smiley face for each task which your child accomplishes well.


Name: \_\_\_\_\_

Class: \_\_\_\_\_

Week _____	Brushes teeth twice in a day 	Takes bath daily 	Trimmed and clean nails. 	Dresses neatly. 	Washes hands before and after meal. 	Combs hair regularly 
Monday						
Tuesday						
Wednesday						
Thursday						
Friday						
Saturday						
Sunday						


# ART/CRAFT WORKSHEET

Colour the given picture beautifully:



# ART/CRAFT WORKSHEET

Do tearing & pasting in sun and Cotton dabbing in caterpillar:





## Note:-

- Keep all the Holiday homework (activity material, worksheets etc.) in a clear bag with name of your ward written on it for the submission.
- Submission date for the same will be intimated later.
- Kindly don't use school notebooks for any practice work or holiday homework.

## Happy Summer Vacation

# holidays



Vowel 'a'

# Sam and his Cat

1



Sam has a hat.



Sam has Tat, the fat cat.



Sam gave his hat to  
Tat, the fat cat.



Tat, the fat cat,  
sat on a mat.



Tat, the fat cat,  
saw Pat, the rat.

M



Pat, the rat,  
has a can of jam.



Tat, the fat cat,  
ran after Pat, the rat.



Pat, the rat,  
fell on the mat.



Sam caught Tat, the fat cat  
and Pat, the rat.



Jan

Sam, Tat the fat cat and  
Pat the rat, sat on the  
mat and ate the jam.



# Sounds Introduced

at

cat

fat

hat

mat

Pat

rat

sat

Tat

an

can

ran

am

jam

Sam

## Other Words

has

a

gave

his

to

the

on

saw

of

after

fell

caught

and

ate